

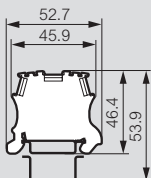
# Viking™ 3 accessories for terminal blocks

## Characteristics and dimensions (mm)

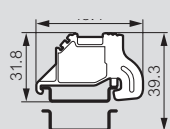
Cat.Nos 0 375 10/13 : V2 polyamide according to UL 94  
 Cat.Nos 0 375 11/12 : V0 polyamide according to UL 94  
 Glow-wire flammability resistance : 960 °C according to IEC/EN 60695-2-11  
 V2 polyamide according to UL 94

### End stops

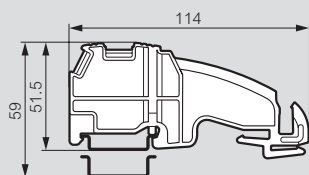
Cat.No 0 375 10



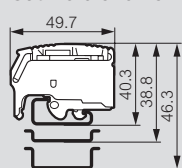
Cat.No 0 375 11



Cat.No 0 375 12



Cat.No 0 375 13



### End caps

Cat.Nos	Thickness (mm)
0 375 50	2
0 375 51	2.5
0 375 52	2
0 375 53	2
0 375 54	2.5
0 375 55	2
0 375 56	1.4
0 375 57	1.4
0 375 86	1
0 375 87	1.1
0 375 88	1.1
0 375 89	1.1
0 375 90	2

### Separation and insulation dividers

Cat.Nos	Thickness (mm)
0 375 54	2.5
0 375 60	2.5
0 375 61	2.6
0 375 62	2.5
0 375 63	2.5
0 375 95	2.8
0 375 96	2.7

### Equipotential bridging combs/bars

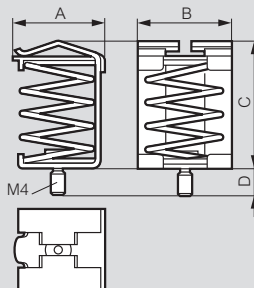
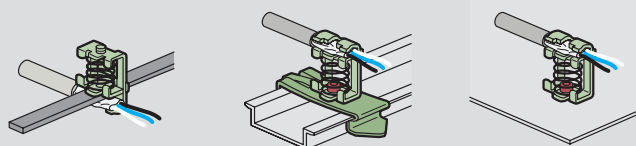
Cat.Nos	Cross-section (mm²)
0 375 00/01	2.5
0 375 02	2.5
0 375 03/04	4
0 375 05	4
0 375 07	6
0 375 08	6
0 375 40	10
0 375 42	16
0 375 44	35
0 375 46	2.5
0 375 47	2.5
0 375 82	10
0 375 85	16

## Shielding clamps

Mounting on bar  
 10 x 3 Cat.No 0 375 34

Mounting on rail  
 with accessory  
 Cat.No 0 364 69

Mounting on plate



Cat.Nos	A	B	C	D
0 375 30	13.5	18	26	5.6
0 375 31	20	20.3	31.4	5.3
0 375 32	24.8	26	40	5.3